


4.1.2. Percentage on expenditure for infrastructure Augmentation

CRITERION IV	
KEY INDICATOR	4.1 Physical Facilities
METRIC NO.	4.1.2. Percentage on expenditure for infrastructure Augmentation

Sr. No.	Name of Document
1	Percentage on expenditure for infrastructure Augmentation documents
2	Audited Balance Sheets
3	Annexure 'F'




Dr. Arun R. Patil
PRINCIPAL
Vishwakarma College of Arts
Commerce & Science
Kondhwa (Bk.), Pune - 411 011

4.1.2: Percentage of expenditure for infrastructure development and augmentation excluding salary during the last five years

4.1.2.1 Expenditure for infrastructure augmentation, excluding salary during the last five years (INR in Lakhs)

Year	2021-22	2020-21	2019-2020	2018-2019	2017-2018	Total
Total Expenditure on infrastructure Augmentation Excluding Salary component	830.5	545.23	1047.78	290.5	302.08	3016.09
Expenditure for infrastructure development and augmentation, excluding salary year wise during last five years (INR in lakhs)	15.47	21.33	452.82	54.31	68.25	612.18

Percentage of expenditure for = 20.297

Infrastructure development & augmentation

excluding salary during the last five years

(INR in Lakhs)





Dr. Arun R. Patil
PRINCIPAL
Vishwakarma College of Arts
Commerce & Science
Kondhwa (Bk), Pune - 411 013

BANSILAL SWATHI AGARWAL CHARITABLE TRUSTS
VISHWAKARMA COLLEGE OF ARTS, COMMERCE & SCIENCE
 SR NO 3/6, KONDHWA BK, PUNE-411048
BALANCE SHEET
 AS ON 31ST MARCH 2022

FUNDS & LIABILITIES	AMOUNT RS.	AS ON 31.03.2022 (₹)	PROPERTIES & ASSETS	AMOUNT RS.	AS ON 31.03.2022 (₹)
<u>LOANS & CURRENT LIABILITIES</u> (AS PER ANNEXURE - H)		46,267,735.38	<u>FIXED ASSETS</u> (AS PER ANNEXURE - F)		12,158,373.55
			<u>CURRENT ASSETS, LOANS & ADVANCES</u> (AS PER ANNEXURE - G)		22,642,693.93
			<u>INVESTMENTS</u> (AS PER ANNEXURE - I)		2,000,000.00
<u>INCOME & EXPENDITURE ACCOUNT</u> BAL AS PER LAST BALANCE SHEET	11,850,788.95	0.00	<u>INCOME & EXPENDITURE ACCOUNT</u> BAL AS PER LAST BALANCE SHEET	0.00	0.00
LESS - TRANSFER TO B R A C TRUST	11,850,788.95	0.00	LESS - TRANSFER TO B R A C TRUST	0.00	0.00
<u>SURPLUS DURING THE YEAR</u>			<u>DEFICIT DURING THE YEAR</u>		9,466,667.90
		<u>46,267,735.38</u>			<u>46,267,735.38</u>


- 1) ANNEXURE A TO H ATTACHED TO BALANCE SHEET & INCOME & EXPENDITURE AC FORM AN INTEGRAL PART OF THE ACCOUNTS AS PER OUR REPORT OF EVEN DATE
 2) EXPLANATIONS AND INFORMATION OFFERED BY MANAGEMENT HAS BEEN RELIED UPON & CONSIDERED FOR THE PURPOSE OF THESE STATEMENTS AS PER OUR REPORT OF EVEN DATE

FOR M/S. P.N. PHADKE & CO
 CHARTERED ACCOUNTANTS
 FRN 107890W


 (CA V.P. PHADKE)
 PARTNER
 MEMBERSHIP NO-100811




FOR & ON BEHALF OF VISHWAKARMA COLLEGE OF ARTS, COMMERCE & SCIENCE


 (RAJKUMAR B. AGARWAL)
 CHIEF TRUSTEE

PLACE : PUNE
 DATE : 09.09.2022




 (ARUN R. PATIL)
 PRINCIPAL

PLACE : PUNE
 DATE : 09.09.2022

PLACE : PUNE
 DATE : 09.09.2022

UDIN NO: 22100811AUCKRZ7843.


VISHWAKARMA COLLEGE OF ARTS, COMMERCE & SCIENCE
BALANCE SHEET

AS ON 31ST MARCH 2021

FUNDS & LIABILITIES	AMOUNT RS.	AS ON 31.03.2021 (₹)	PROPERTIES & ASSETS	AMOUNT RS.	AS ON 31.03.2021 (₹)
LOANS & CURRENT LIABILITIES (AS PER ANNEXURE - H)		26,775,195.58	FIXED ASSETS (AS PER ANNEXURE - F)		11,983,837.55
			CURRENT ASSETS, LOANS & ADVANCES (AS PER ANNEXURE - G)		24,642,146.98
INCOME & EXPENDITURE ACCOUNT BAL AS PER LAST BALANCE SHEET LESS - TRANSFER TO B R A C TRUST SURPLUS DURING THE YEAR	744,622.32 744,622.32	0.00 11,850,788.95	INVESTMENTS (AS PER ANNEXURE - I)		2,000,000.00
		38,625,984.53			38,625,984.53

- 1) ANNEXURE A TO H ATTACHED TO BALANCE SHEET & INCOME & EXPENDITURE A/C FORM AN INTEGRAL PART OF THE ACCOUNTS
AS PER OUR REPORT OF EVEN DATE
2) EXPLANATIONS AND INFORMATION OFFERED BY MANAGEMENT HAS BEEN RELIED UPON & CONSIDERED FOR THE PURPOSE OF THESE STATEMENTS
AS PER OUR REPORT OF EVEN DATE

FOR M/S. P. N. PHADKE & CO
CHARTERED ACCOUNTANTS
FRN 107890W



(CA V P PHADKE)
PARTNER
MEMBERSHIP NO. 100811

PLACE : PUNE
DATE : 25/11/2021

FOR & ON BEHALF OF VISHWAKARMA COLLEGE OF ARTS, COMMERCE & SCIENCE

(RAJKUMAR B. AGARWAL)
CHIEF TRUSTEE

PLACE : PUNE
DATE : 25/11/2021

(ARUN R. PATIL)
PRINCIPAL

PLACE : PUNE
DATE : 25/11/2021

VISHWAKARMA COLLEGE OF ARTS, COMMERCE & SCIENCE

BRNO 90 FONDHWAHE PUNE 411004

BALANCE SHEET

AS ON 31.03.2020

FUNDS & LIABILITIES	AMOUNT RS.	AS ON 31.03.2020 (₹)	PROPERTIES & ASSETS	AMOUNT RS.	AS ON 31.03.2020 (₹)
LOANS & CURRENT LIABILITIES (AS PER ANNEXURE - H)		24,280,060.19	FIXED ASSETS (AS PER ANNEXURE - F)		11,191,715.55
			CURRENT ASSETS, LOANS & ADVANCES (AS PER ANNEXURE - G)		11,043,722.32
			INVESTMENTS (AS PER ANNEXURE - I)		1,300,000.00
INCOME & EXPENDITURE ACCOUNT BAL AS PER LAST BALANCE SHEET	17,450,485.55		INCOME & EXPENDITURE ACCOUNT BAL AS PER LAST BALANCE SHEET		
LESS - TRANSFER TO B R A C TRUST SURPLUS DURING THE YEAR	17,450,485.55	0.00	LESS - TRANSFER TO B R A C TRUST DEFICIT DURING THE YEAR		744,622.32
		0.00			
		24,280,060.19			24,280,060.19

1) ANNEXURE A TO H ATTACHED TO BALANCE SHEET & INCOME & EXPENDITURE A/C FORM AN INTEGRAL PART OF THE ACCOUNTS

2) EXPLANATIONS AND INFORMATION OFFERED BY MANAGEMENT HAS BEEN RELIED UPON & CONSIDERED FOR THE PURPOSE OF THESE STATEMENTS

FOR M/S. P. N. PHADKE & CO.
CHARTERED ACCOUNTANTS
FRN : 107890W



(CA V. P. PHADKE - PARTNER)
UDIN : 21100811AAAAAN9253
MEMBERSHIP NO-100811
PLACE - PUNE



FOR & ON BEHALF OF VISHWAKARMA COLLEGE OF ARTS, COMMERCE & SCIENCE



(RAJKUMAR B. AGARWAL)
CHIEF TRUSTEE

PLACE - PUNE




(ARUN.R. PATIL)
PRINCIPAL

PLACE - PUNE

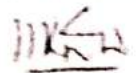
VISHWAKARMA COLLEGE OF ARTS, COMMERCE & SCIENCE

STATEMENT OF FINANCIAL POSITION
BALANCE SHEET
AS ON 31ST MARCH 2019

FUNDS & LIABILITIES	AMOUNT RS	AS ON 31 03 2019 (₹)	PROPERTIES & ASSETS	AMOUNT RS	AS ON 31 03 2019 (₹)
<u>LOANS & CURRENT LIABILITIES</u> (AS PER ANNEXURE - F)		9,992,763.62	<u>FIXED ASSETS</u> (AS PER ANNEXURE - F)		11,365,735.55
			<u>CURRENT ASSETS, LOANS & ADVANCES</u> (AS PER ANNEXURE - G)		14,777,513.62
			<u>INVESTMENTS</u> (AS PER ANNEXURE - I)		1,300,000.00
<u>INCOME & EXPENDITURE ACCOUNT</u> BAL. AS PER LAST BALANCE SHEET LESS - TRANSFER TO B.R.A.C TRUST SURPLUS DURING THE YEAR	10,535,485.29 10,535,485.29	0.00 17,450,485.55			
		<u>27,443,249.17</u>			<u>27,443,249.17</u>

- 1) ANNEXURE A TO H ATTACHED TO BALANCE SHEET & INCOME & EXPENDITURE A/C FORM AN INTEGRAL PART OF THE ACCOUNTS
- 2) EXPLANATIONS AND INFORMATION OFFERED BY MANAGEMENT HAS BEEN RELIED UPON & CONSIDERED FOR THE PURPOSE OF THESE STATEMENTS

FOR MS. P.N. PHADKE & CO
CHARTERED ACCOUNTANTS
FRN 107890W


(P.N. PHADKE)
PARTNER
MEMBERSHIP NO-100811



PLACE: PUNE
DATE: 18/09/2019
IDN NO. 19100211 AAAACU4651

FOR & ON BEHALF OF VISHWAKARMA COLLEGE OF ARTS, COMMERCE & SCIENCE


(RAJKUMAR S. AGARWAL)
CHIEF TRUSTEE

PLACE: PUNE
DATE: 18/09/2019




(R. PATIL)
PRINCIPAL

PLACE: PUNE
DATE: 18/09/2019

DANDELAJ RAMNATH AGARWAL CHARITABLE TRUST'S
VISHWAKARMA ARTS, COMMERCE & SCIENCE JUNIOR COLLEGE
 SR NO 3/6 KONDHWA BK. PUNE-411048
BALANCE SHEET
AS ON 31ST MARCH 2018

FUNDS & LIABILITIES	AMOUNT RS.	AS ON 31.03.2018 (₹)	PROPERTIES & ASSETS	AMOUNT RS.	AS ON 31.03.2018 (₹)
LOANS & CURRENT LIABILITIES (AS PER ANNEXURE - H)		4,629,614.86	FIXED ASSETS (AS PER ANNEXURE - F)		1,192,434.40
			CURRENT ASSETS, LOANS & ADVANCES (AS PER ANNEXURE - G)		456,766.00
			INVESTMENTS (AS PER ANNEXURE - I)		500,000.00
			INCOME & EXPENDITURE ACCOUNT BAL. AS PER LAST BALANCE SHEET	4,231,035.00	
			LESS - TRANSFER TO B.R.A.C. TRUST	4,231,035.00	0.00
			LOSS DURING THE YEAR		2,480,414.46
		4,629,614.86			4,629,614.86

- 1) ANNEXURE A TO I ATTACHED TO BALANCE SHEET & INCOME & EXPENDITURE A/C FORM AN INTEGRAL PART OF THE ACCOUNTS
- 2) EXPLANATIONS AND INFORMATION OFFERED BY MANAGEMENT HAS BEEN RELIED UPON & CONSIDERED FOR THE PURPOSE OF THESE STATEMENTS.

IN TERMS OF OUR REPORT OF EVEN DATE.

FOR M/S P.N. PHADKE & CO.
 CHARTERED ACCOUNTANTS
 FRN 107890W

M.P.N.
 (V.P. PHADKE)
 PARTNER
 MEMBERSHIP NO-100211
 PLACE : PUNE



DATE : 24/08/2018

FOR & ON BEHALF OF VISHWAKARMA ARTS, COMMERCE & SCIENCE JUNIOR COLLEGE

Bharat R. Agarwal
 (BHARAT R. AGARWAL)
 CHAIRMAN

PLACE : PUNE

DATE : 24/08/2018



A.R. Patil
 (A.R. PATIL)
 PRINCIPAL

PLACE : PUNE

DATE : 24/08/2018

VISHWAKARMA COLLEGE OF ARTS, COMMERCE & SCIENCE
KONDHWA (BK.), PUNE - 411048

ANNEXURE - F Fixed Assets

SR NO.	DESCRIPTION	Rate	GROSS BLOCK				DEPRECIATION				NET BLOCK	
			COST AS AT 31 03 2021	ADDITION DURING THE YEAR	SOLD/ ADJUSTMENTS	COST AS AT 31 03 2022	UP TO 31 03 2020	FOR THE YEAR 2021-22	SOLD/ ADJUSTMENTS	TOTAL DEPRECIATION	AS ON 31 03 2022	AS ON 31 03 2021
1	Computers	40	6,207,626.00	7,000.00	-	6,214,626.00	5,557,716.00	251,356.00	-	5,815,092.00	395,534.00	6,458,900.00
2	Library Books	40	1,118,759.04	123,574.00	-	1,242,333.04	910,075.00	108,158.00	-	1,016,263.00	224,070.04	2,08,684.04
3	Mobile	15	231,447.00	-	-	231,447.00	45,347.00	27,765.00	-	74,112.00	157,335.00	185,100.00
4	Office Equipments	15	2,364,951.00	14,000.00 16,520.00	-	2,355,481.00	1,127,776.00	188,917.00	-	1,316,693.00	1,078,783.00	1,277,155.00
5	Sports Equipments	15	339,275.00	-	-	339,275.00	171,260.00	25,202.00	-	196,462.00	142,813.00	168,015.00
6	Furniture & Dead Stock	10	10,380,777.51	724,771.00 611,085.00	-	11,716,633.51	4,568,906.00	684,219.00	-	5,253,125.00	6,463,508.51	5,811,871.51
7	Electrical Fitting	15	1,038,205.00	-	-	1,038,205.00	485,744.00	82,869.00	-	568,613.00	469,592.00	552,461.00
8	Electronics Equipments	15	889,142.00	50,150.00	-	939,292.00	501,532.00	61,503.00	-	563,435.00	375,857.00	387,610.00
9	Software	40	610,280.00	-	-	610,280.00	590,403.00	7,951.00	-	598,354.00	11,926.00	19,877.00
10	Motor Vehicle	15	1,647,421.00	-	-	1,647,421.00	674,115.00	145,996.00	-	820,111.00	827,310.00	973,306.00
11	Water Tank (UV)	10	1,362,900.00	-	-	1,362,900.00	119,254.00	124,365.00	-	243,619.00	1,119,281.00	1,243,646.00
12	3rd Floor WIP	0	78,409.00	-	-	78,409.00	-	-	-	-	78,409.00	78,409.00
12	Lift WIP	0	467,783.00	346,167.00	-	813,950.00	-	-	-	-	813,950.00	467,783.00
	Current Year		26,736,985.55	1,893,267.00	-	28,630,252.55	14,753,148.00	1,718,731.00	-	16,471,879.00	12,158,373.55	11,983,837.55
	Previous Year		24,056,549.55	2,680,436.00	-	26,736,985.55	12,854,834.00	1,888,314.00	-	14,753,148.00	11,983,837.55	11,191,715.55

*Indicates purchases made after 30 09 2021

= 1893267 - 346167
= 1547100
= 15.47 (In lakhs).



Arun
Dr. Arun R. Patil
PRINCIPAL
Vishwakarma College of Arts
Commerce & Science
Kondhwa (Bk.), Pune - 411 048.

VISHWAKARMA COLLEGE OF ARTS, COMMERCE & SCIENCE

ANNEXURE 1

SR NO.	DESCRIPTION	Rate	GROSS BLOCK			DEPRECIATION				NET BLOCK		
			COST AS AT 31.03.2020	ADDITION DURING THE YEAR	SOLD/ ADJUSTMENTS	COST AS AT 31.03.2021	UP TO 31.03.2019	FOR THE YEAR 2020-21	SOLD/ ADJUSTMENTS	TOTAL DEPRECIATION	AS ON 31.03.2021	AS ON 31.03.2020
1	Computers	40	5,944,160.00	-	-	6,207,626.00	5,212,298.00	345,438.00	-	5,557,736.00	649,890.00	2,119,920.00
2	Library Books	40	992,243.04	-	-	1,118,759.04	813,124.00	96,951.00	-	910,075.00	208,684.04	1,75,119.04
3	Mobile	15	71,450.00	-	-	231,447.00	32,508.00	13,541.00	-	46,347.00	185,100.00	38,944.00
4	Office Equipments	15	2,234,692.00	16,690.00	-	2,364,961.00	919,074.00	208,702.00	-	1,127,776.00	1,237,185.00	1,315,618.00
5	Sports Equipments	15	339,275.00	-	-	339,275.00	141,610.00	29,650.00	-	171,260.00	168,015.00	197,665.00
6	Furniture & Dead Stock	10	10,380,777.51	-	-	10,380,777.51	3,923,080.00	645,826.00	-	4,568,906.00	5,811,871.51	6,457,697.51
7	Electrical Fitting	15	1,038,205.00	-	-	1,038,205.00	388,251.00	97,493.00	-	485,744.00	552,461.00	649,954.00
8	Electronics Equipments	15	798,046.00	91,096.00	-	889,142.00	441,168.00	60,364.00	-	501,532.00	387,610.00	356,678.00
9	Software	40	610,280.00	-	-	610,280.00	491,368.00	99,035.00	-	590,403.00	19,877.00	118,912.00
10	Motor Vehicle	15	1,647,421.00	-	-	1,647,421.00	502,355.00	171,760.00	-	674,115.00	973,306.00	1,145,066.00
11	Water Tank (UW)	10	-	1,022,175.00	-	1,362,900.00	-	119,254.00	-	119,254.00	1,243,646.00	-
12	3rd Floor WIP	0	-	78,409.00	-	78,409.00	-	-	-	-	78,409.00	-
12	Lift WIP	0	-	467,783.00	-	467,783.00	-	-	-	-	467,783.00	-
Current Year			24,056,549.55	2,680,436.00	-	26,736,985.55	12,864,834.00	1,888,314.00	-	14,753,148.00	11,983,837.55	11,191,715.55
Previous Year			22,875,127.55	2,040,725.00	859,303.00	24,056,549.55	11,509,392.00	1,990,621.00	635,179.00	12,864,834.00	11,191,715.55	11,365,735.55

*Indicates purchases made after 30.09.2020

$$= 2680436 - (467783 + 78409)$$

$$= 2134244$$

$$= 21.34 \text{ (IN Lakhs)}$$



Arun
 Dr. Arun R. Patil
 PRINCIPAL
 Vishwakarma College of Arts
 Commerce & Science
 Kondhwa (BA), Pune - 411 043.

VISHWAKARMA COLLEGE OF ARTS, COMMERCE & SCIENCE

Sl. No.	DESCRIPTION	Rate	GROSS BLOCK			DEPRECIATION				NET BLOCK		
			COST AS AT 31.03.2019	ADDITION DURING THE YEAR	SOLD/ ADJUSTMENTS	COST AS AT 31.03.2020	UP TO 31.03.2019	FOR THE YEAR 2019-20	SOLD/ ADJUSTMENTS	TOTAL DEPRECIATION	AS ON 31.03.2020	AS ON 31.03.2019
	Computers	41	5,957,992.00	288,200.00	-	5,944,160.00	4,724,390.00	487,908.00	-	5,212,298.00	7,31,862.00	915,703.00
	Class Room	41	22,16,712.00	20,538.00	-	982,243.04	719,558.00	93,566.00	-	813,124.00	179,119.04	174,839.04
	Mobile	14	13,200.00	6,450.00	-	71,450.00	26,130.00	6,378.00	-	32,506.00	38,944.00	36,870.00
	Office Equipments	14	1,880,772.00	191,970.00	-	2,234,692.00	692,372.00	226,702.00	-	919,074.00	1,315,618.00	1,288,400.00
	Sports Equipments	14	265,884.00	15,268.00	36,800.00	339,275.00	144,831.00	33,579.00	36,800.00	141,610.00	197,665.00	201,113.00
	Furniture & Other Stuffs	14	9,42,722.00	363,800.00	-	10,380,777.51	3,237,254.00	685,826.00	-	3,923,080.00	6,457,697.51	6,189,200.51
	Electrical Fittings	14	17,178.00	28,265.00	-	1,038,205.00	275,912.00	112,339.00	-	388,251.00	649,954.00	499,196.00
	Electronic Equipments	14	16,118.00	4,928.00	-	788,046.00	378,189.00	62,979.00	-	441,168.00	356,878.00	376,929.00
	Software	45	57,690.00	123,600.00	-	610,280.00	412,093.00	79,275.00	-	491,368.00	118,912.00	94,587.00
	Motor Vehicle	14	1,76,804.00	-	822,503.00	1,647,421.00	898,663.00	202,071.00	598,379.00	502,355.00	1,145,066.00	1,571,261.00
	Current Year		22,875,127.55	2,040,725.00	859,303.00	24,056,549.55	11,509,392.00	1,990,621.00	635,179.00	12,864,834.00	11,191,715.55	11,365,735.55
	Previous Year		20,269,618.04	3,332,688.51	1,027,480.00	22,875,127.55	9,886,395.00	2,208,402.00	585,405.00	11,509,392.00	11,365,735.55	10,683,524.04

INCREASE PURCHASES MADE UP TO 30.09.2019

= 2,040,725.00
 = 20.41 (in lakhs)




Arun
 Dr. Arun R. Patil
 PRINCIPAL
 Vishwakarma College of Arts
 Commerce & Science
 Kondhwa (Bk.), Pune - 411 048.

VISHWAKARMA COLLEGE OF ARTS, COMMERCE & SCIENCE

SR NO	DESCRIPTION	Rate	GROSS BLOCK			DEPRECIATION				NET BLOCK		
			COST AS AT 31 03 2018	ADDITION DURING THE YEAR	SOLD/ ADJUSTMENTS	COST AS AT 31 12 2018	UP TO 31 03 2018	FOR THE YEAR 2018-19	SOLD/ ADJUSTMENTS	TOTAL DEPRECIATION	AS ON 31 03 2019	AS ON 31 03 2018
1	Computers	40	5,440,690.00	1,47,370.00 69,900.00	-	5,657,960.00	4,125,310.00	599,080.00	-	4,724,390.00	9,33,570.00	13,15,380.00
2	Library Books	40	85,122.04	39,645.00 3,400.00	-	89,167.04	604,286.00	115,272.00	-	719,558.00	174,609.04	246,836.04
3	Mobile	15	63,000.00	-	-	63,000.00	19,624.00	6,506.00	-	26,130.00	36,870.00	43,376.00
4	Office Equipments	15	1,473,300.00	32,622.00 1,85,850.00	-	1,980,772.00	481,406.00	210,966.00	-	692,372.00	1,288,400.00	991,894.00
5	Sports Equipments	15	303,679.00	42,265.00	-	345,944.00	113,070.00	31,761.00	-	1,44,831.00	201,113.00	190,609.00
6	Furniture & Dead Stock	10	9,026,685.00	305,400.00 18,969.51	87,600.00	9,426,454.51	2,549,941.00	687,313.00	-	3,237,254.00	6,189,200.51	6,476,744.00
7	Electrical Fitting	15	605,424.00	169,684.00	-	775,108.00	187,819.00	88,093.00	-	275,912.00	499,196.00	417,605.00
8	Electronics Equipments	15	616,606.00	138,512.00	-	755,118.00	311,672.00	66,517.00	-	378,189.00	376,929.00	304,934.00
9	Software	40	427,030.00	79,650.00	-	506,680.00	349,035.00	63,058.00	-	412,093.00	94,587.00	77,995.00
10	Motor Vehicle	15	1,762,383.00	1,647,421.00	939,880.00	2,469,924.00	1,144,232.00	339,836.00	585,405.00	898,663.00	1,571,261.00	618,151.00
	Current Year		20,569,919.04	3,332,688.51	1,027,480.00	22,875,127.55	9,886,395.00	2,208,402.00	585,405.00	11,509,392.00	11,365,735.55	10,683,524.04
	Previous Year		16,736,307.04	3,833,612.00		20,569,919.04	7,629,638.00	2,256,757.00		9,886,395.00	10,683,524.04	9,106,669.04

*Indicates purchases made after 30/09/2018

= 3,332,688.51
= 33.33 (In Lakhs).



Dr. Arun R. Patil
PRINCIPAL
Vishwakarma College of Arts
Commerce & Science
Wardhwa (Bk), Pune - 411 008.

VISHWAKARMA COLLEGE OF ARTS, COMMERCE & SCIENCE
KONDHWA BK, PUNE - 411048

W.K.P. Patil Assn

DESCRIPTION	Rate	COST AS AT 01.04.2017	GROSS BLOCK			DEPRECIATION				NET BLOCK	
			ADDITION DURING THE YEAR	SOLD/ ADJUSTMENTS	COST AS AT 31.03.2018	UP TO 31.03.2017	FOR THE YEAR 2017-18	SOLD/ ADJUSTMENTS	TOTAL DEPRECIATION	AS ON 31.03.2018	AS ON 31.03.2017
Buildings	40	3,500,000.00	1,933,500.00	-	5,440,600.00	3,250,656.00	874,764.00	-	4125310.00	1,315,380.00	250134.00
Plant & Equip	40	823,159.04	28,251.00	-	851,122.04	440,299.00	163,987.00	-	604,286.00	246,836.04	382,860.04
Land	15	83,000.00	-	-	83,000.00	11,969.00	7,655.00	-	19,624.00	43,376.00	51,031.00
Equipments	15	1,448,245.00	25,054.00	-	1,473,300.00	308,368.00	175,040.00	-	481,406.00	991,894.00	1,141,880.00
Equipments	15	229,527.00	-	-	229,527.00	114,124.00	73,695.00	-	187,819.00	417,605.00	491,300.00
Motor & Road Stock	10	7,343,977.00	74,152.00	-	7,418,129.00	85,976.00	27,094.00	-	113,070.00	190,609.00	143,551.00
Plant & Equip	15	605,424.00	-	-	605,424.00	114,124.00	73,695.00	-	187,819.00	417,605.00	491,300.00
Equipments	15	482,571.00	123,735.00	-	606,306.00	257,860.00	53,812.00	-	311,672.00	304,934.00	235,011.00
Equip	40	427,000.00	-	-	427,000.00	297,039.00	51,996.00	-	349,035.00	77,995.00	129,991.00
Equip	15	1,762,383.00	-	-	1,762,383.00	1,035,146.00	109,086.00	-	1,144,232.00	618,151.00	727,237.00
Year		16,736,307.04	3,833,612.00	-	20,569,919.04	7,629,638.00	2,256,757.00	-	9,886,395.00	10,683,524.04	9,106,669.04
Year		12,743,784.99	4,870,214.00	877,691.95	16,736,307.04	6,312,537.00	1,413,362.00	9,1261.00	7,629,638.00	9,106,669.04	6,431,247.99

Purchases made after 30.09.2017 = 3,833,612.00
= 38.34 (IN Lakh)



Arjun
E. Arun R. Patil
PRINCIPAL
Vishwakarma College of Arts
Commerce & Science
Kondhwa(Bk.), Pune - 411 048.